



Council of the
European Union

Brussels, 10 January 2019
(OR. en)

5163/19
ADD 11

ENER 8
ENV 21
CLIMA 8
COMPET 23
CONSOM 10
FISC 18

COVER NOTE

From:	Secretary-General of the European Commission, signed by Mr Jordi AYET PUIGARNAU, Director
date of receipt:	9 January 2019
To:	Mr Jeppe TRANHOLM-MIKKELSEN, Secretary-General of the Council of the European Union
No. Cion doc.:	SWD(2019) 1 final - PART 11/11
Subject:	COMMISSION STAFF WORKING DOCUMENT Accompanying the document REPORT FROM THE COMMISSION TO THE EUROPEAN PARLIAMENT, THE COUNCIL, THE EUROPEAN ECONOMIC AND SOCIAL COMMITTEE AND THE COMMITTEE OF THE REGIONS Energy prices and costs in Europe

Delegations will find attached document SWD(2019) 1 final - PART 11/11.

Encl.: SWD(2019) 1 final - PART 11/11



Brussels, 9.1.2019
SWD(2019) 1 final

PART 11/11

COMMISSION STAFF WORKING DOCUMENT

Accompanying the document

**REPORT FROM THE COMMISSION TO THE EUROPEAN PARLIAMENT, THE
COUNCIL, THE EUROPEAN ECONOMIC AND SOCIAL COMMITTEE AND THE
COMMITTEE OF THE REGIONS**

Energy prices and costs in Europe

{COM(2019) 1 final}

Sweden

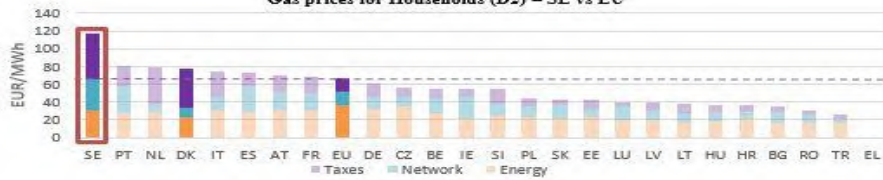


Electricity prices for Households (DC) – SE vs EU

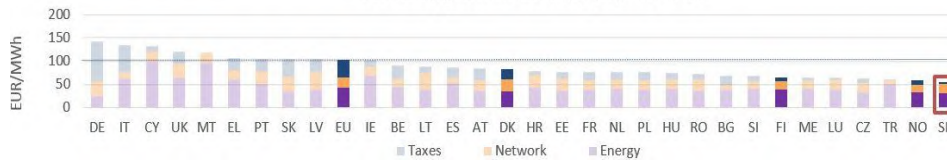


See footnote 1

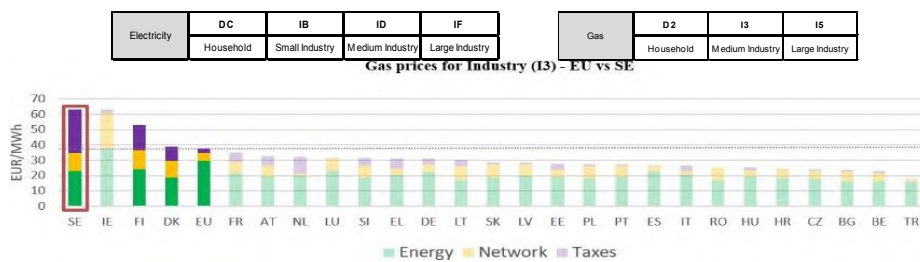
Gas prices for Households (D2) – SE vs EU



Electricity prices for Industry (ID) – SE vs EU

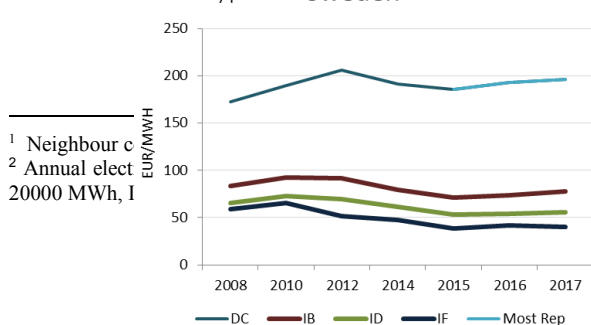


Gas prices for Industry (I3) – SI vs EU



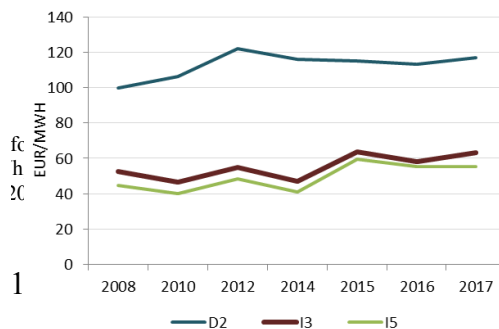
See footnote 2

Electricity prices in Sweden



1 Neighbourhood
2 Annual electricity consumption
20000 MWh, I

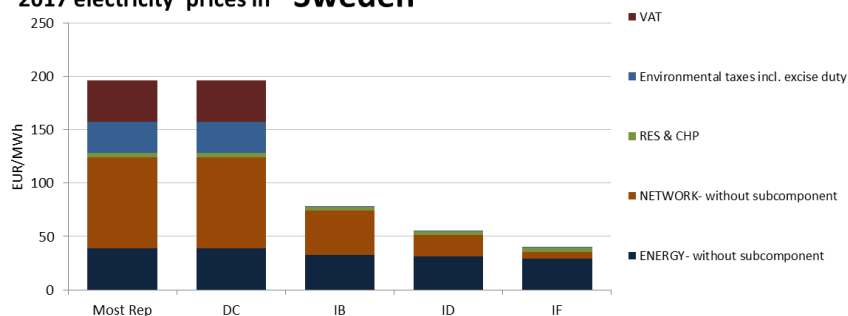
Natural gas prices in Sweden



h, ID 2000-

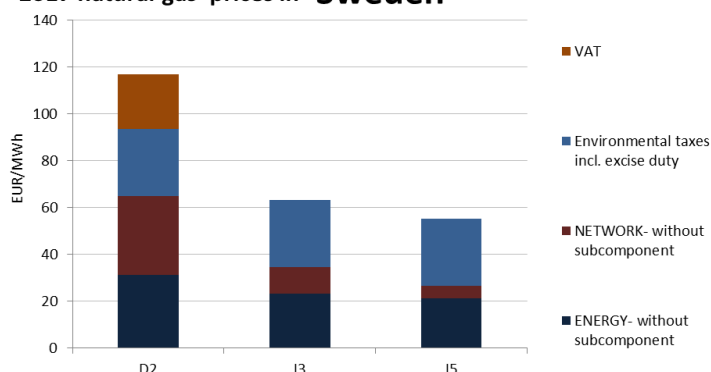
(DC)

2017 electricity prices in Sweden



Source: European Commission, DG Energy in- house data collection

2017 natural gas prices in Sweden

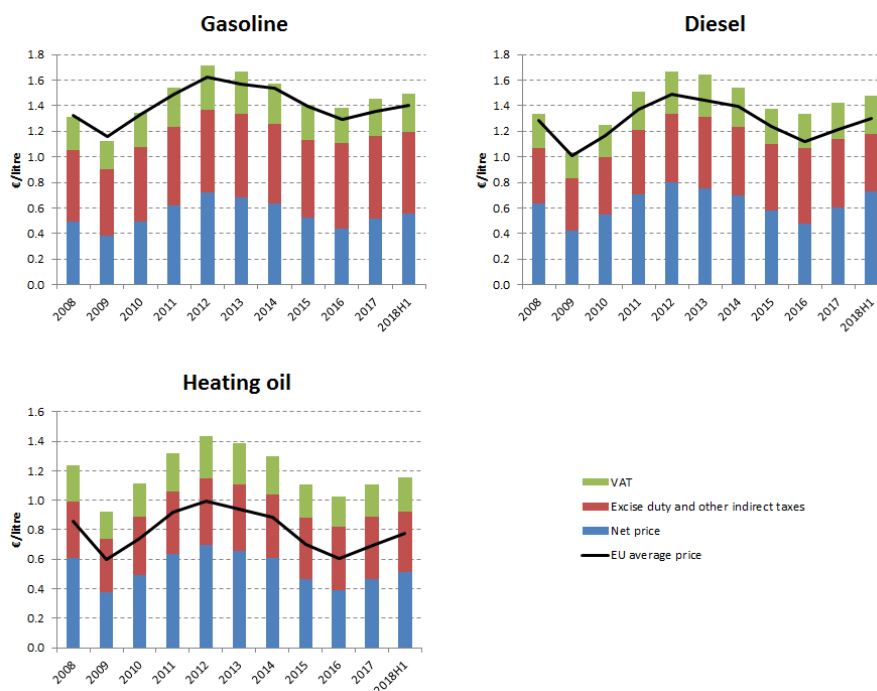


Source: European Commission, DG Energy in- house data collection

Price regulation

This country liberalised prices before 2008.
No social tariffs identified.

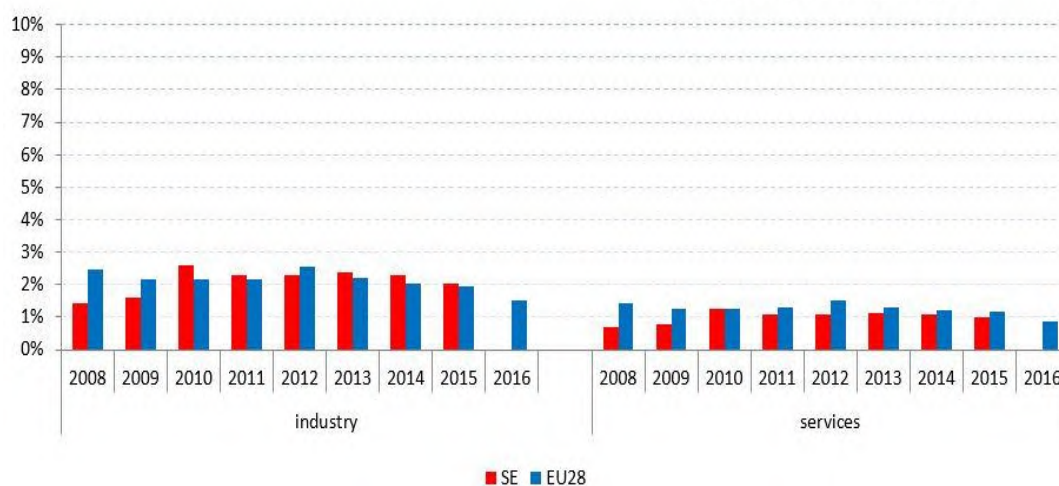
Oil products prices



Energy costs shares in total production costs

Share of energy costs in total production value in industry and services: SE vs. EU28

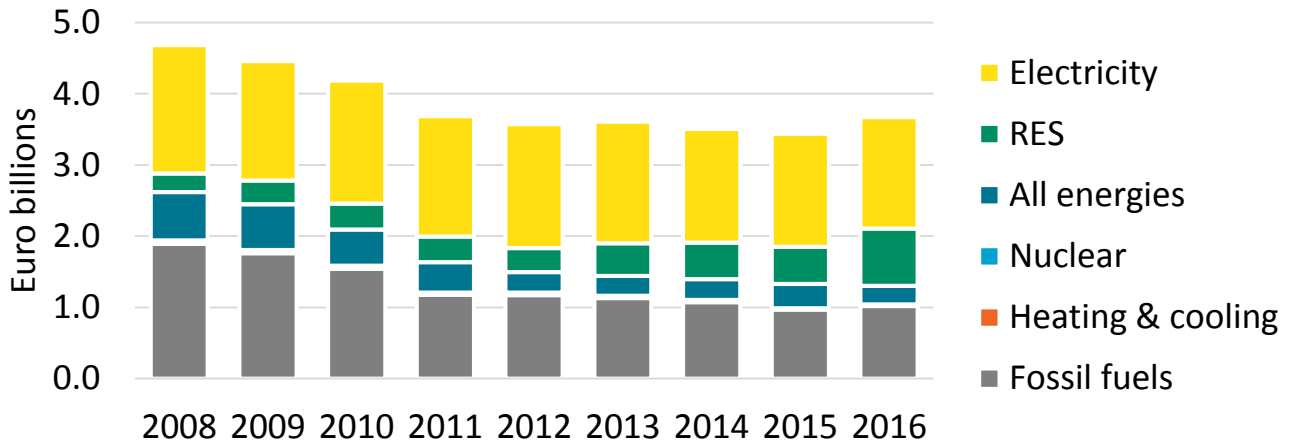
Source: ESTAT (SBS; NA), Primes, own calculations



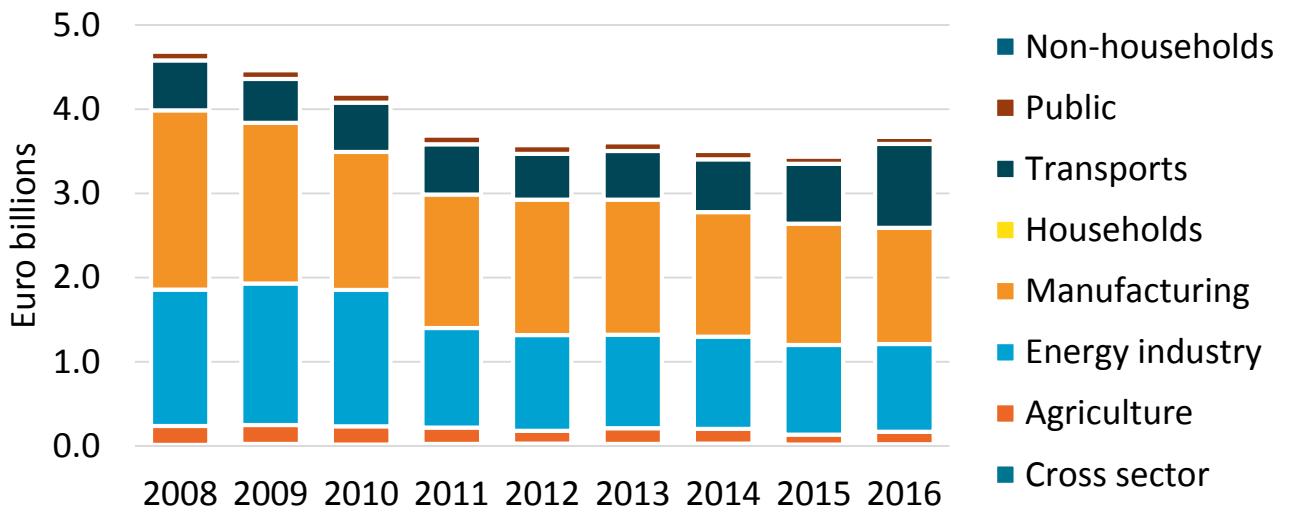
Notes: Data for Malta (prior to 2016), Poland (prior to 2015), Slovenia (prior to 2012) and Greece (prior to 2008) is not available. Data for Denmark, Sweden and the United Kingdom for 2016 was missing by the time of extraction

Financial support interventions

Financial support by energy/technology (billion euros)



Financial support by sector (billion euros)



United Kingdom

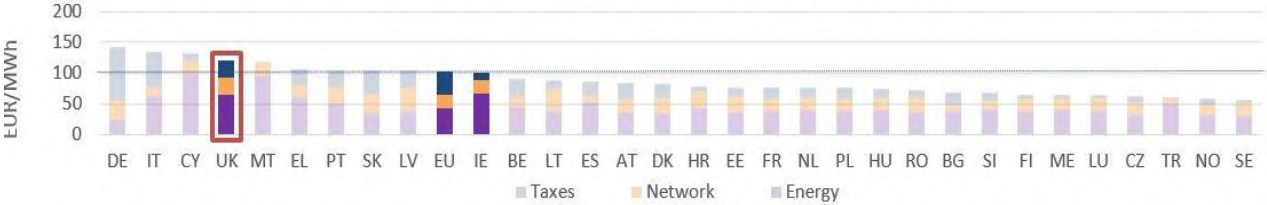


Electricity prices for Households (DC) – UK vs EU



see footnote ¹

Electricity prices for Industry (ID) - UK vs EU



Electricity	DC	IB	ID	IF
	Household	Small Industry	Medium Industry	Large Industry

Gas	D2	I3	I5
	Household	Medium Industry	Large Industry

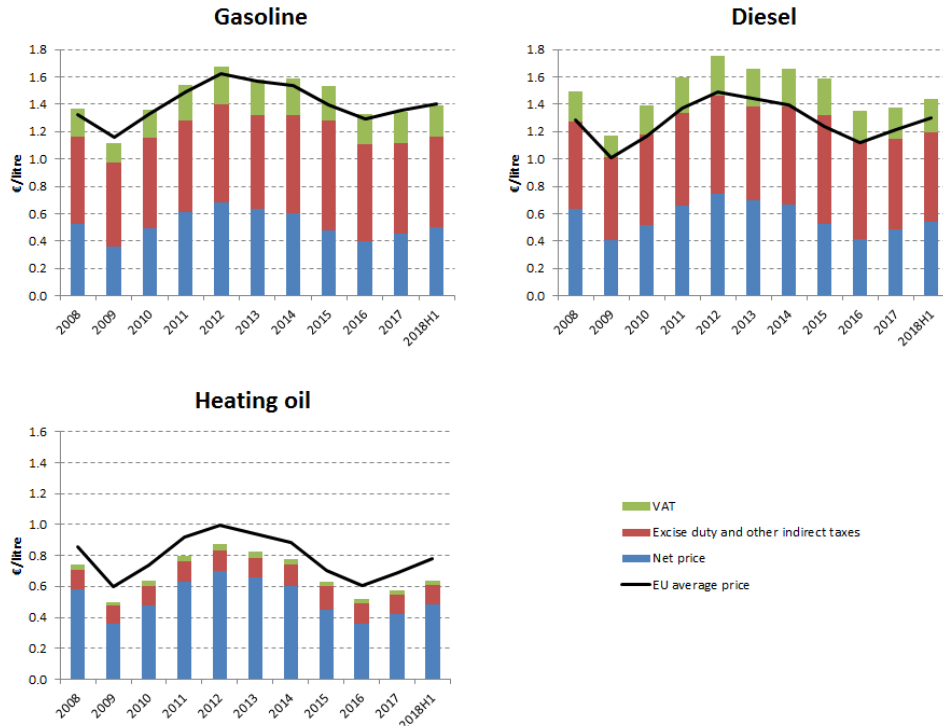
See footnote ²

No data available for electricity and natural gas prices

¹ Neighbour countries and EU 28. No gas household prices available for Greece for 2017.
² Annual electricity consumption: DB 1 - 2.5 MWh, DC 2.5 - 5 MWh, DD 5 - 15 MWh, DE above 15 MWh, IB 20-500 MWh, ID 2000-20000 MWh, IF 70000-150000 MWh. Annual Gas consumption: D2 20-200 GJ, I3 10000-100000 GJ, I5 1 mil - 4 mil GJ.

This country liberalised prices before 2008.
No social tariffs identified.

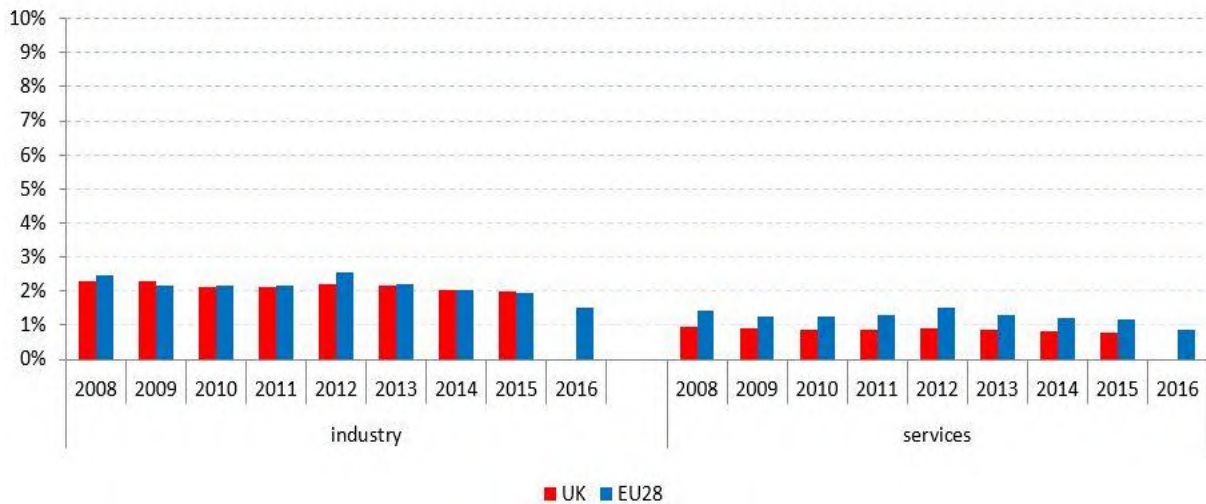
Oil products prices



Energy costs shares in total production costs

Share of energy costs in total production value in industry and services: UK vs. EU28

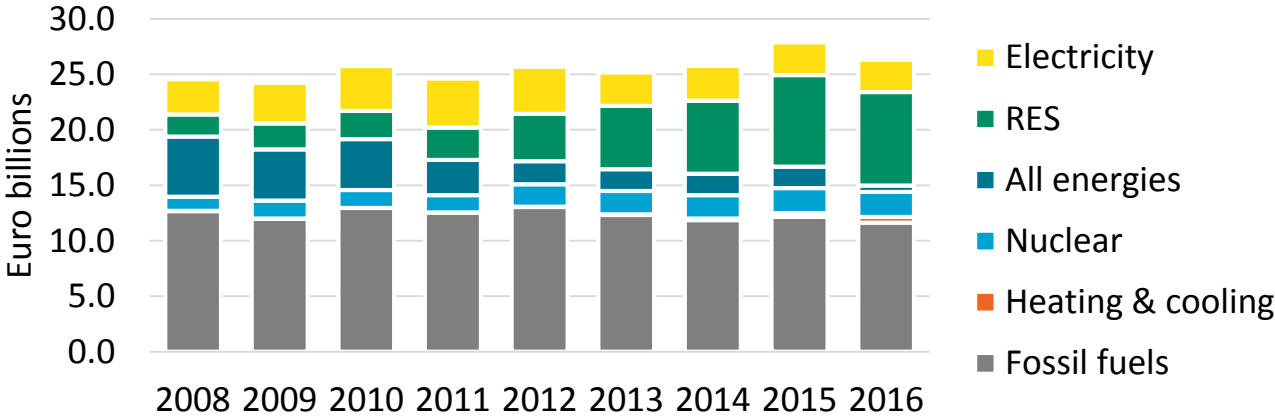
Source: ESTAT (SBS, NA), Primes, own calculations



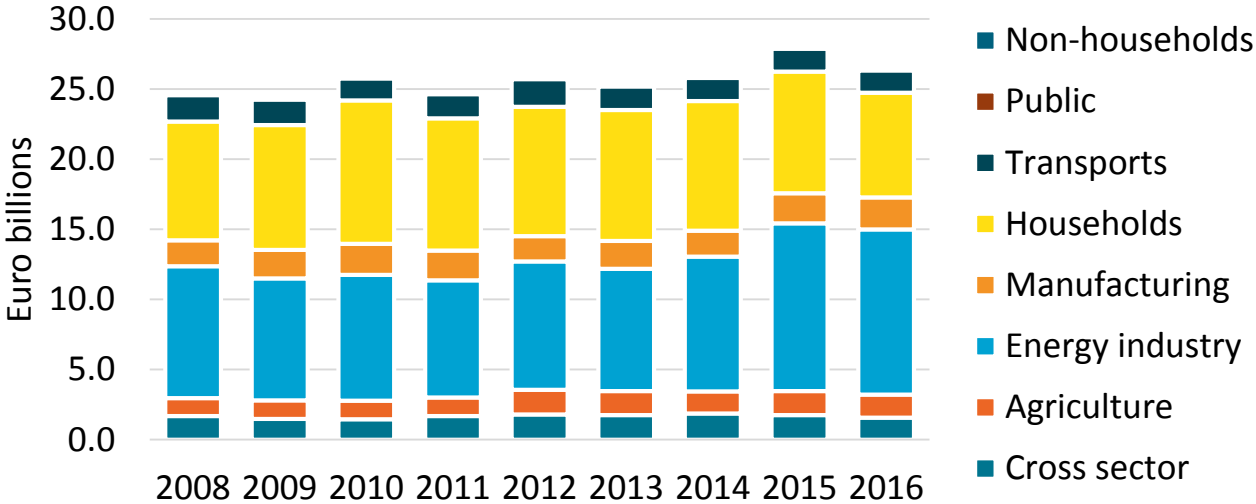
Notes: Data for Malta (prior to 2016), Poland (prior to 2015), Slovenia (prior to 2012) and Greece (prior to 2008) is not available. Data for Denmark, Sweden and the United Kingdom for 2016 was missing by the time of extraction

Financial support interventions

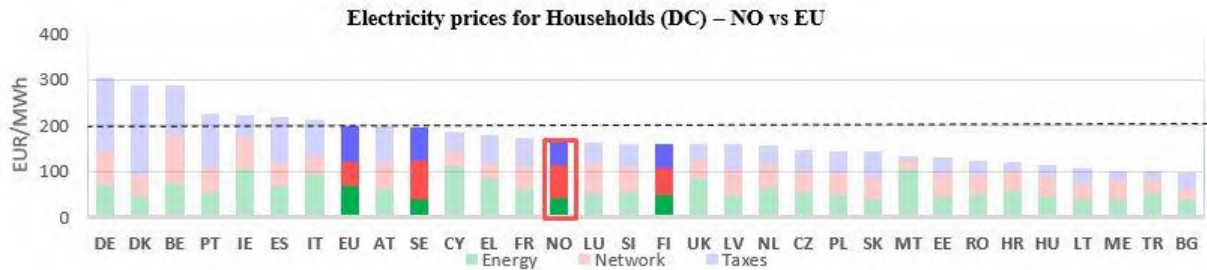
Financial support by energy/technology (billion euros)



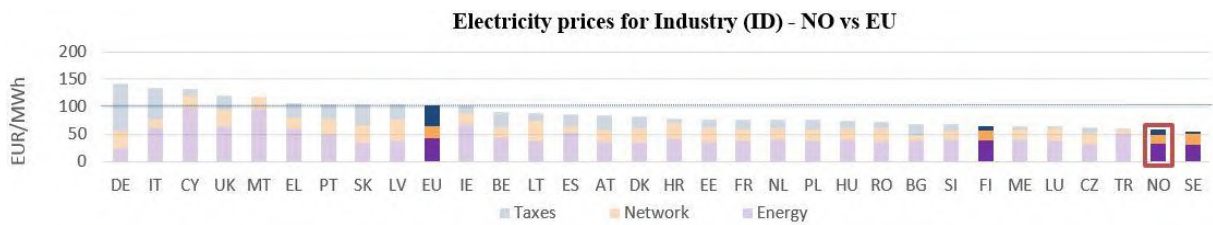
Financial support by sector (billion euros)



Norway



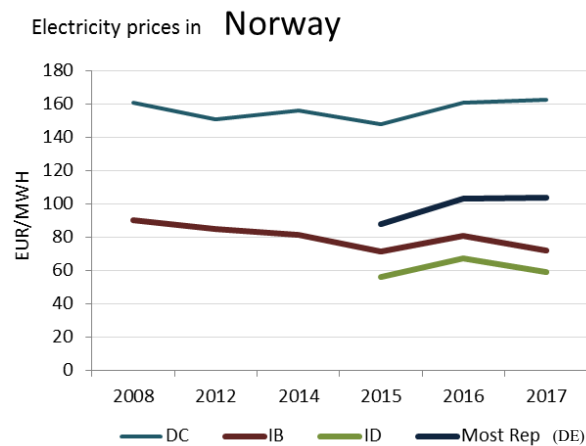
see footnote¹



Electricity	DC	IB	ID	IF
		Household	Small Industry	Medium Industry

Gas	D2	I3	I5
		Household	Medium Industry

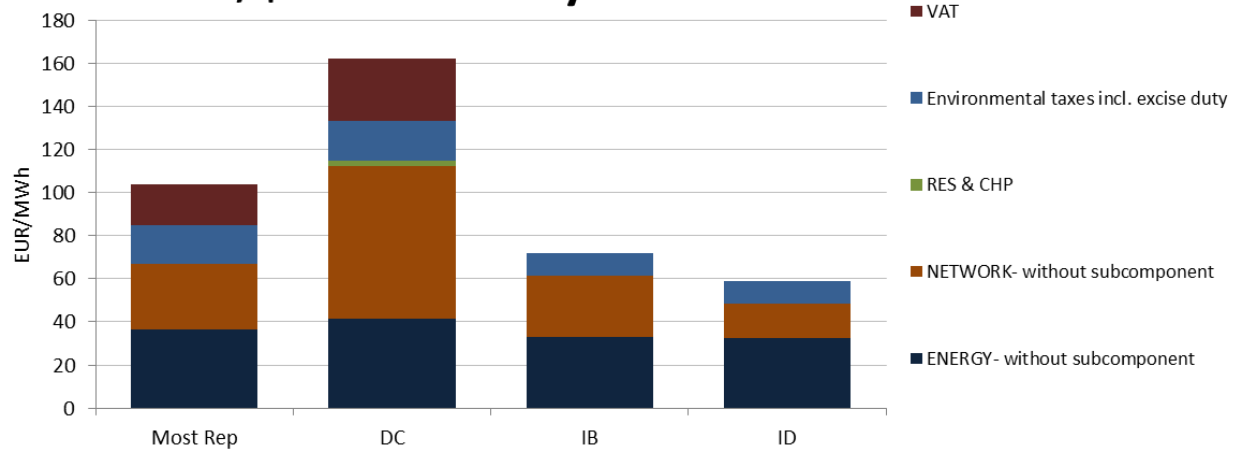
See footnote²



¹ Neighbour countries and EU 28. No gas household prices available for Greece for 2017.

² Annual electricity consumption: DB 1 - 2.5 MWh, DC 2.5 - 5 MWh, DD 5 - 15 MWh, DE above 15 MWh, IB 20-500 MWh, ID 2000-20000 MWh, IF 70000-150000 MWh. Annual Gas consumption: D2 20-200 GJ, I3 10000-100000 GJ, I5 1 mil - 4 mil GJ.

2017 electricity prices in Norway

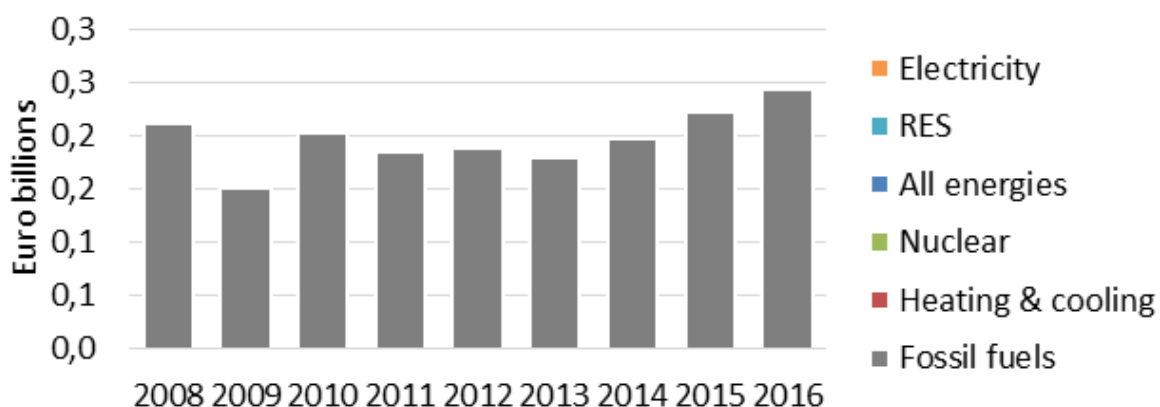


Source: European Commission, DG Energy in- house data collection

Oil product prices and Energy costs shares
are not available for this country

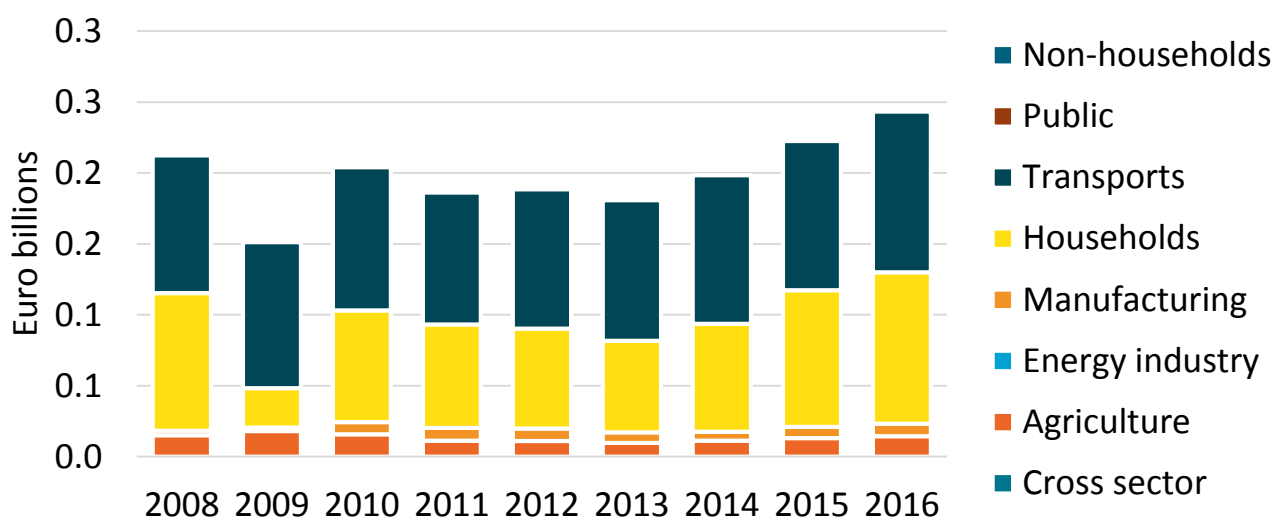
Financial support interventions

Financial support by energy/technology (billion euros)



1

Financial support by sector (billion euros)

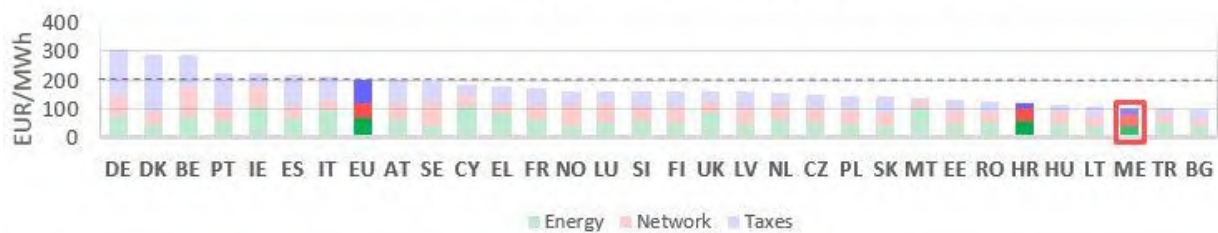


¹ Only fossil fuels data available

Montenegro

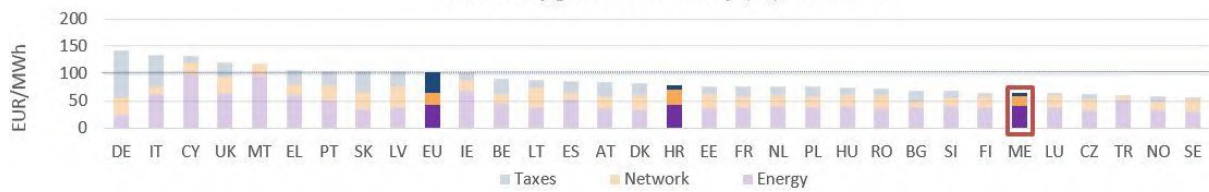


Electricity prices for Households (DC) – ME vs EU



see footnote¹

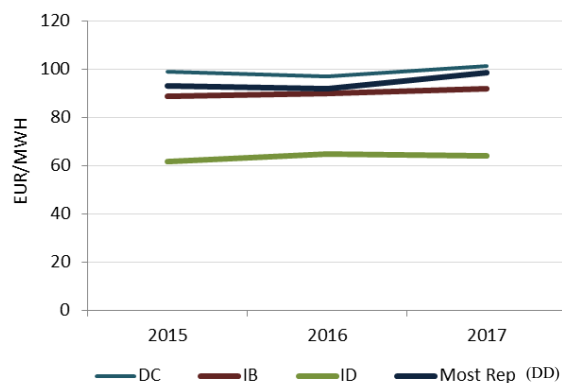
Electricity prices for Industry (ID) - ME vs EU



Electricity	DC	IB	ID	IF
	Household	Small Industry	Medium Industry	Large Industry

Gas	D2	I3	I5
	Household	Medium Industry	Large Industry

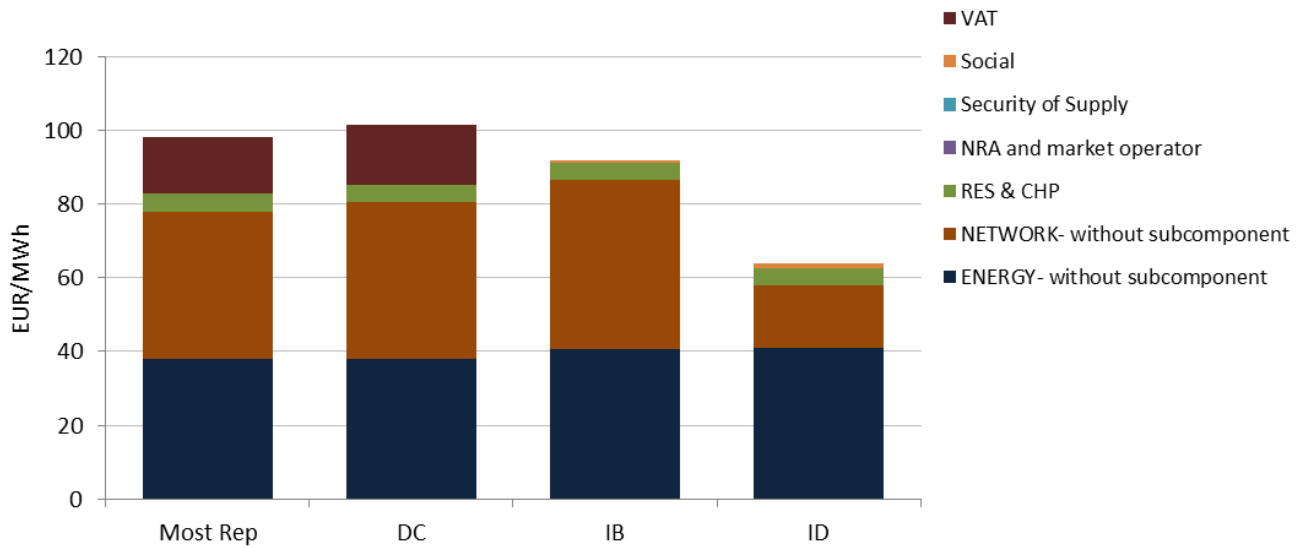
See footnote²



¹ Neighbour countries and EU 28. No gas household prices available for Greece for 2017.

² Annual electricity consumption: DB 1 - 2.5 MWh, DC 2.5 - 5 MWh, DD 5 - 15 MWh, DE above 15 MWh, IB 20-500 MWh, ID 2000-20000 MWh, IF 70000-150000 MWh. Annual Gas consumption: D2 20-200 GJ, I3 10000-100000 GJ, I5 1 mil - 4 mil GJ.

2017 electricity prices in Montenegro



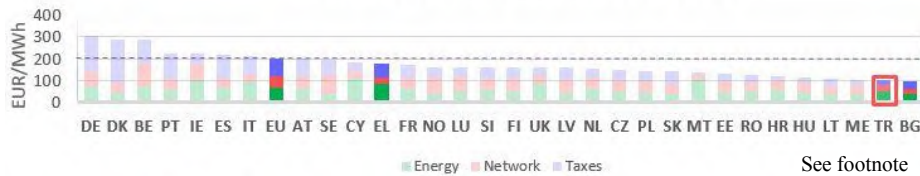
Source: European Commission, DG Energy in- house data collection

Oil product prices and Energy costs shares
are not available for this country

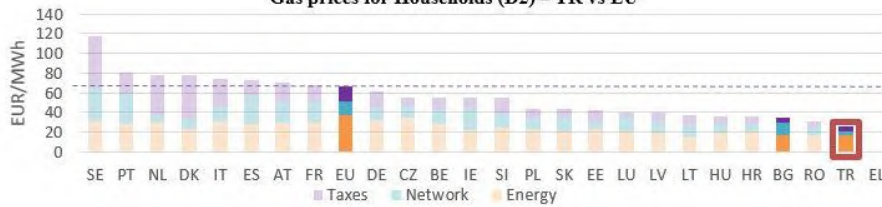
Turkey



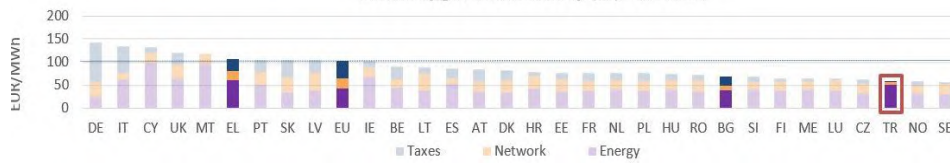
Electricity prices for Households (DC) – TR vs EU



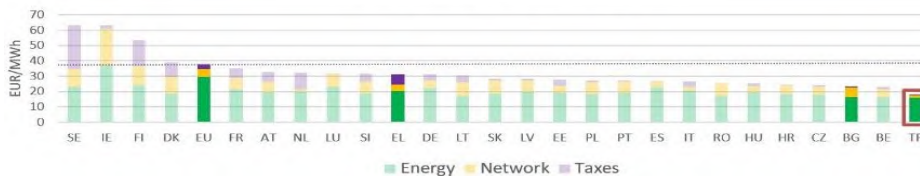
Gas prices for Households (D2) – TR vs EU



Electricity prices for Industry (ID) – TR vs EU



Gas prices for Industry (I3) – TR vs EU

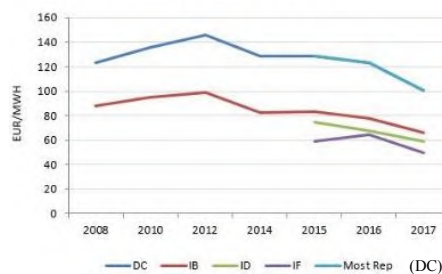


See footnote 2

Electricity	DC	IB	ID	IF
	Household	Small Industry	Medium Industry	Large Industry

Gas	D2	I3	I5
	Household	Medium Industry	Large Industry

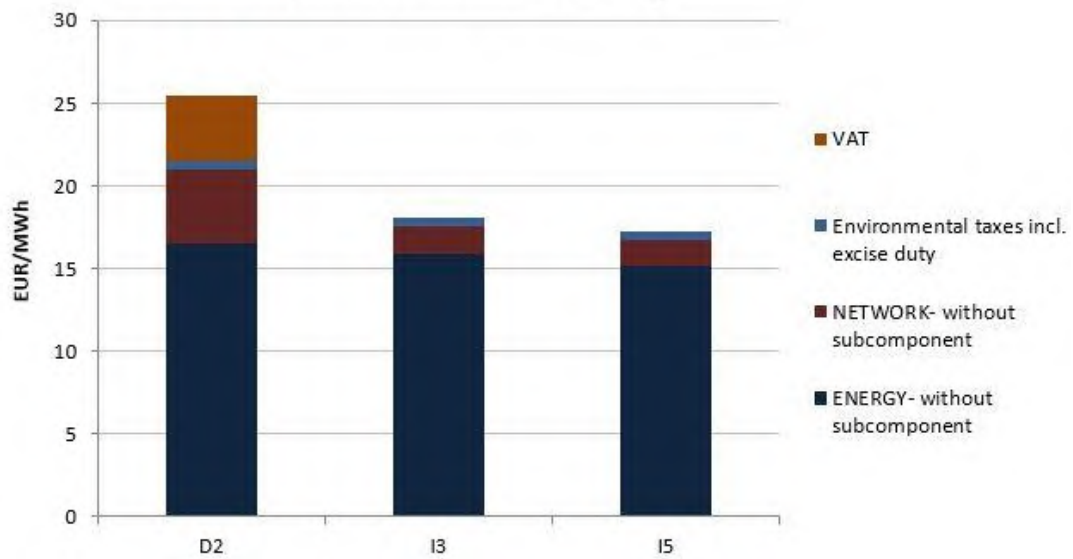
Electricity prices in Turkey



¹ Neighbour countries and EU 28. No gas household prices available for Greece for 2017.

² Annual electricity consumption: DB 1 - 2.5 MWh, DC 2.5 - 5 MWh, DD 5 - 15 MWh, DE above 15 MWh, IB 20-500 MWh, ID 2000-20000 MWh, IF 70000-150000 MWh. Annual Gas consumption: D2 20-200 GJ, I3 10000-100000 GJ, I5 1 mil - 4 mil GJ.

2017 natural gas prices in Turkey



Oil product prices and Energy costs shares
are not available for this country
